


Average Temperature Sensor

Pt1000 version is supplied with one continuous sensing element across the whole length of the probe to ensure optimum accuracy and eliminate air stratification problems.



Type Overview

Type	Output signal	Probe length
01MT-1B4	Pt1000	3 m
01MT-1B5	Pt1000	6 m

Technical Data

Electrical data	Electrical connection	Removable spring loaded terminal block max. 2.5 mm ²
	Cable entry	Cable gland with strain relief Ø6...8 mm
Functional data	Output signal passive temperature	Pt1000
	Application	Air
Measuring data	Measuring values	Temperature
	Measuring range temperature	-35...70°C [-30...160°F]
	Accuracy temperature passive	Class B, ±0.3°C @ 0°C [±0.5°F @ 32° F]
	Measuring current	<0.3 mA @ 0°C [32°F]
	Time constant τ (63%) in air duct	Typical 100 s @ 0 m/s
Materials	Cable gland	PA6, black
	Housing	Cover: Lexan, orange Bottom: Lexan, orange Seal: 0467 NBR70, black UV resistant
Safety data	Ambient humidity	Max. 95% r.H., non-condensing
	Ambient temperature	-35...50°C [-30...120°F]
	Fluid temperature	-35...70°C [-30...160°F]
	Housing surface temperature	Max. 90°C [195°F]
	Protection class IEC/EN	III Safety Extra-Low Voltage (SELV)
	Protection class UL	UL Class 2 Supply
	EU Conformity	CE Marking
	Certification IEC/EN	IEC/EN 60730-1
	Certification UL	cULus acc. to UL60730-1A/-2-9, CAN/CSA E60730-1:02/-2-9
	Degree of protection IEC/EN	IP65
	Degree of protection NEMA/UL	NEMA 4X
Quality Standard	ISO 9001	

Safety notes

This device has been designed for use in stationary heating, ventilation and air-conditioning systems and must not be used outside the specified field of application. Unauthorised modifications are prohibited.



The product must not be used in relation with any equipment that in case of a failure may threaten humans, animals or assets.

Ensure all power is disconnected before installing. Do not connect to live/operating equipment.

Only authorised specialists may carry out installation. All applicable legal or institutional installation regulations must be complied during installation.

The device contains electrical and electronic components and must not be disposed of as household refuse. All locally valid regulations and requirements must be observed.

Remarks

General remarks concerning sensors

Due to self-heating with 2 wire passive sensors, the supply wire current affects the measurement accuracy. So the supply current should not be higher than the measuring current values specified in this data sheet.

When using lengthy connecting cables (depending on the cross section used), the cable resistance must be taken into account. The lower the impedance of the sensor used, the greater the effect of the line resistance on the measurement, because it generates an offset.

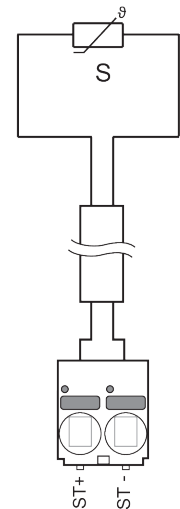
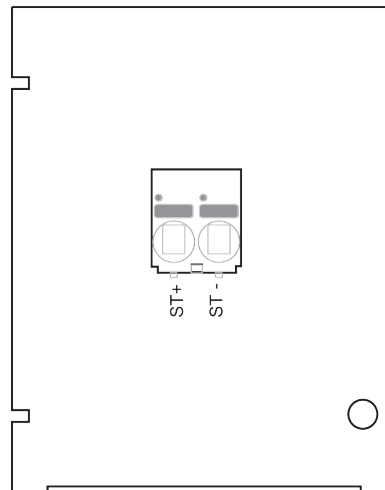
Scope of delivery

Scope of delivery	Description	Type
	Mounting kit, with mounting brackets	A-22D-A08
	Mounting plate S housing	A-22D-A09

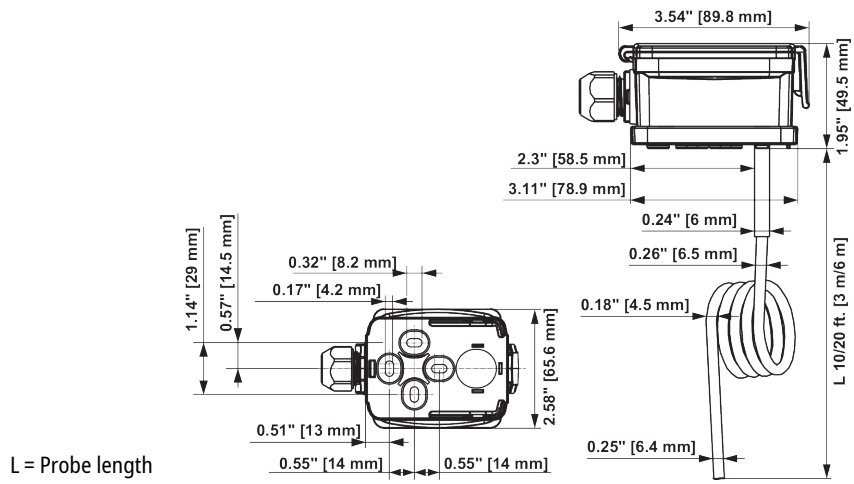
Accessories

Optional accessories	Description	Type
	Connection adapter, M20x1.5, for cable 1x6 mm, Multipack 10 pcs.	A-22G-A01.1

Wiring diagram



Dimensions



L = Probe length

Type	Probe length	Weight
01MT-1B4	3 m	0.22 kg
01MT-1B5	6 m	0.25 kg