

» FTA54+

Outdoor sensor for relative humidity and temperature

thermokon[®]
HOME OF SENSOR TECHNOLOGY

Datasheet

Subject to technical alteration
Issue date: 08/14/2020 • A110



» APPLICATION

Sensor for measuring humidity and temperature in outdoor areas. In delivery condition, the sensor is designed for measuring temperature and relative humidity. Alternatively the output can be set to absolute humidity, enthalpy or dew point. A mounting base for mounting on a level surface and fixing material are included in delivery.

» TYPES AVAILABLE

Outdoor humidity sensor temperature + humidity – active 2x 0..10 V | 4..20 mA

FTA54+ VV
FTA54+ AA

Options: Additional passive temperature sensor (type VVS|AAS)
eg: PT100/PT1000/NI1000/NI1000TK5000/NTC10K... and other sensors on request.

» SECURITY ADVICE – CAUTION



The installation and assembly of the device should only be performed by authorized personnel.

The product should only be used for the intended application. Unauthorized modifications are prohibited! The product must not be used in relation with any equipment that in case of a failure may threaten, directly or indirectly, human health or life or result in danger to human beings, animals or assets. Ensure all power is disconnected before installing. Do not connect to live/operating equipment.

Please comply with

- Local laws, health & safety regulations, technical standards and regulations
- Condition of the device at the time of installation, to ensure safe installation
- This data sheet and installation manual

» NOTES ON DISPOSAL



As a component of a large-scale fixed installation, Thermokon products are intended to be used permanently as part of a building or a structure at a pre-defined and dedicated location, hence the Waste Electrical and Electronic Act (WEEE) is not applicable. However, most of the products may contain valuable materials that should be recycled and not disposed of as domestic waste. Please note the relevant regulations for local disposal.

» BUILD-UP OF SELF-HEATING BY ELECTRICAL DISSIPATIVE POWER

Temperature sensors with electronic components always have a dissipative power, which affects the temperature measurement of the ambient air. The dissipation in active temperature sensors shows a linear increase with rising operating voltage. This dissipative power has to be considered when measuring temperature. In case of a fixed operating voltage ($\pm 0,2$ V) this is normally done by adding or reducing a constant offset value. As Thermokon transducers work with a variable operating voltage, only one operating voltage can be taken into consideration, for reasons of production engineering. Transducers 0..10 V / 4..20 mA have a standard setting at an operating voltage of 24 V =. That means, that at this voltage, the expected measuring error of the output signal will be the least. For other operating voltages, the offset error will be increased by a changing power loss of the sensor electronics. If a re-calibration should become necessary later directly on the sensor, this can be done by means of a trimming potentiometer on the sensor board.

Remark: Occurring draft leads to a better carrying-off of dissipative power at the sensor. Thus temporally limited fluctuations might occur upon temperature measurement.

» APPLICATION NOTICE FOR HUMIDITY SENSORS

Refrain from touching the sensitive humidity sensor/element. Touching the sensitive surface will void warranty.

For standard environmental conditions re-calibration is recommended once a year to maintain the specified accuracy. When exposed to high ambient temperature and/or high levels of humidity or presence of aggressive gases (i.e. chlorine, ozone, ammonia) the sensor element may be affected and re-calibration may be required sooner than specified. Re-calibration and deterioration of the humidity sensor due to environmental conditions are not subject of the general warranty.

» PRODUCT TESTING AND CERTIFICATION



Declaration of conformity

The declaration of conformity of the products can be found on our website <https://www.thermokon.de/>.

» USE ENCLOSURE WITH UV AND WEATHER RESISTANCE

After some time, outdoor mounted plastics can lose their color and quality. Therefore, all USE housings are made of special white polycarbonate (PC). The light-stable colorants and additives are used to achieve optimum protection of the polymer while maintaining color stability. The titanium dioxide used is specially developed for polycarbonate and offers excellent UV protection through the reflection of the entire light spectrum including the UV component by 340 nm. This effectively counteracts the otherwise occurring photochemical polymer degradation. The colors stay full for a long time without fading. The material is also resistant to cold and frost.

» APPLICATION NOTICE

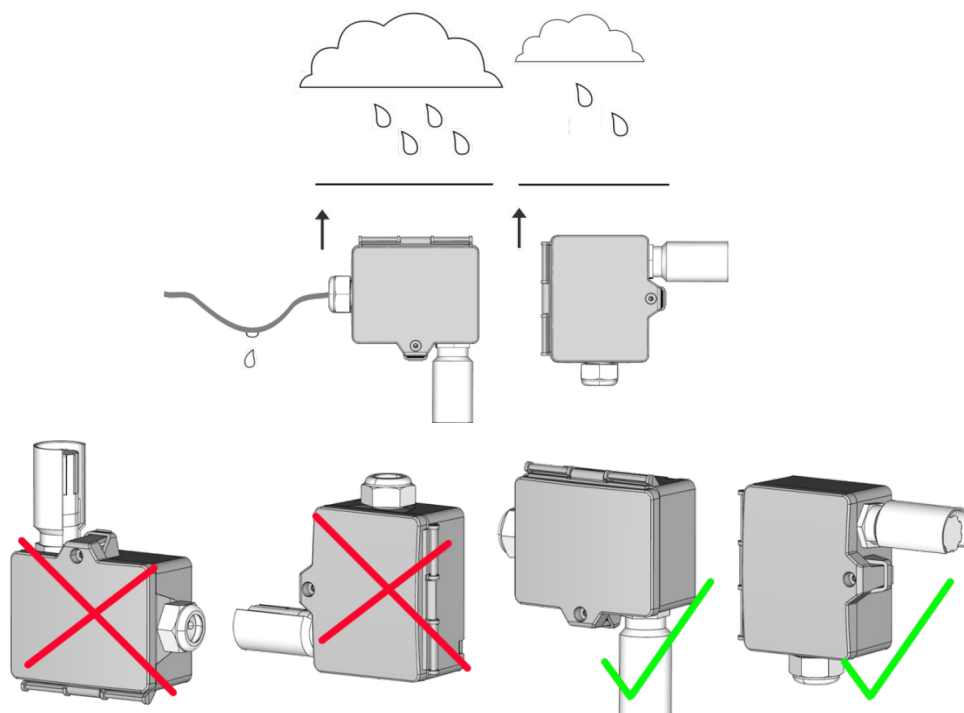
After a certain time, dirt in the air can collect on the filter and then adversely affect the operation of the sensor. Under normal ambient condition an annual maintenance is recommended. Rinse the filter after cleaning with distilled water and dry it using clean oil-free air or nitrogen. Extremely contaminated filters should be replaced. At extreme ambient conditions, e.g. corrosive gases, the humidity sensor may have to be changed.

» **TECHNICAL DATA**

Measuring values	temperature, humidity (humidity output configurable)			
Output voltage	VV 2x 0..10 V or 0..5 V, configurable via Jumper, min. load 10 k Ω			
Output ampere	AA 2x 4..20 mA, max. load 500 Ω			
Output passive	VVS AAS optional, PT100/PT1000/Ni1000/Ni1000TK5000/NTC10K... and other sensors on request			
Power supply	VV 15..24 V = ($\pm 10\%$) or 24 V ~ ($\pm 10\%$) SELV		AA 15..24 V = ($\pm 10\%$) SELV	
Power consumption	VV typ. 0,4 W (24 V =) 0,8 VA (24 V ~)		AA typ. 1 W (24 V =)	
Measuring range temp.	VV AA adjustable at the transducer: 0..+200 +40..+140 -40..+160 0..+100 °F, default setting: 0..+200 °F		passive -4..+158 °F	
Measuring range humidity	rel. humidity 0..100% rH non-condensing	abs. humidity 0..50 0..80 g/m ³ , default: 0..50 g/m ³	enthalpy 0..85 KJ/kg	dew point +40..+140 0..+200 °F, default: +40..+140 °F
Accuracy temperature	VV AA $\pm 0,3$ K (typ. at 70 °F within default measuring range)		passive typ. $\pm 0,3$ K (typ. at 70 °F), depending on used sensor	
Accuracy humidity	$\pm 2\%$ between 10..90% rH (typ. at 70 °F)			
Enclosure	enclosure USE-M, PC, pure white, UV resistant			
Protection	IP65 according to EN 60529			
Cable entry	Flextherm M20, for wire max. $\varnothing=0.18..0.35$ in., removable			
Connection electrical	removable plug-in terminal, max. 14AWG			
Filter	stainless steel wire mesh			
Ambient condition	-4..+158 °F, short term condensation			

» **MOUNTING ADVICES**

In case of outdoor installation avoid direct rain and sun contact. Probably use sun respectively rain protection. Cable entry from bottom or side. For side cable routing set loop so that precipitation can drain defined. Observe permissible ambient condition.



» **CONNECTION PLAN**

Clamp ST+ | ST- : passive Sensor (VVS | AAS)

AOI1 | AOU1: Humidity

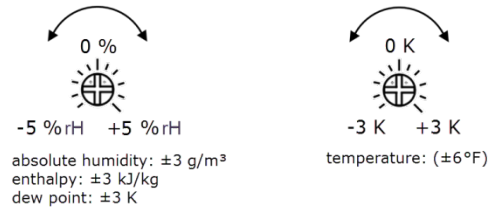
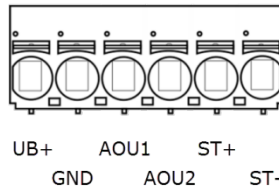
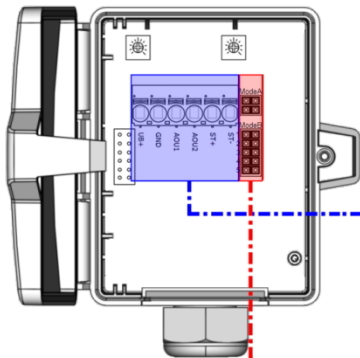
AOI2 | AOU2: Temperature

The adjustment of the measuring ranges is made by changing the jumpers in a de-energized state. The output value of the new measuring range is available after 2 seconds. *fig. (Measuring range and offset adjustment, default settings: 0 °F..+200 °F | 0 °F)*

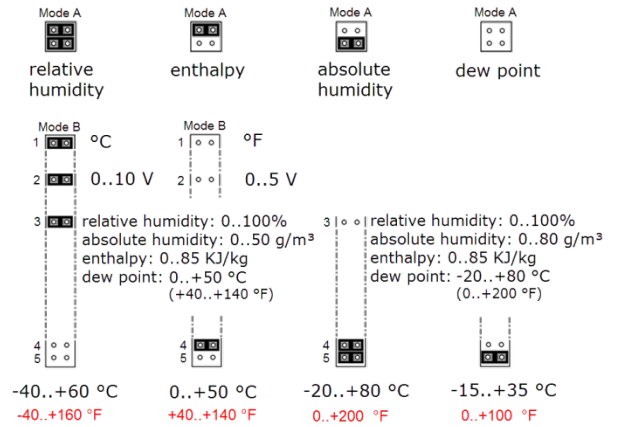
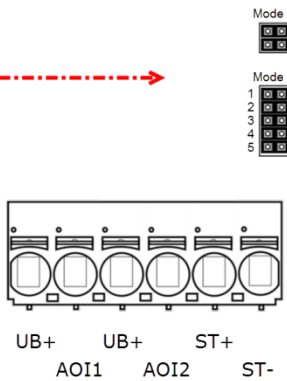
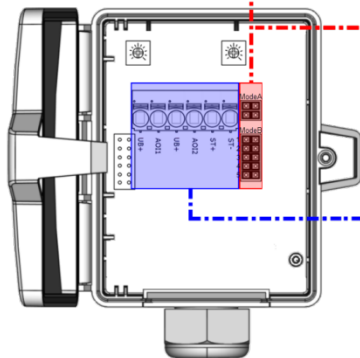
Note (type FTA54+ AA)

When only using the temperature output, the humidity output must always be connected to mass/GND of the analog input module.

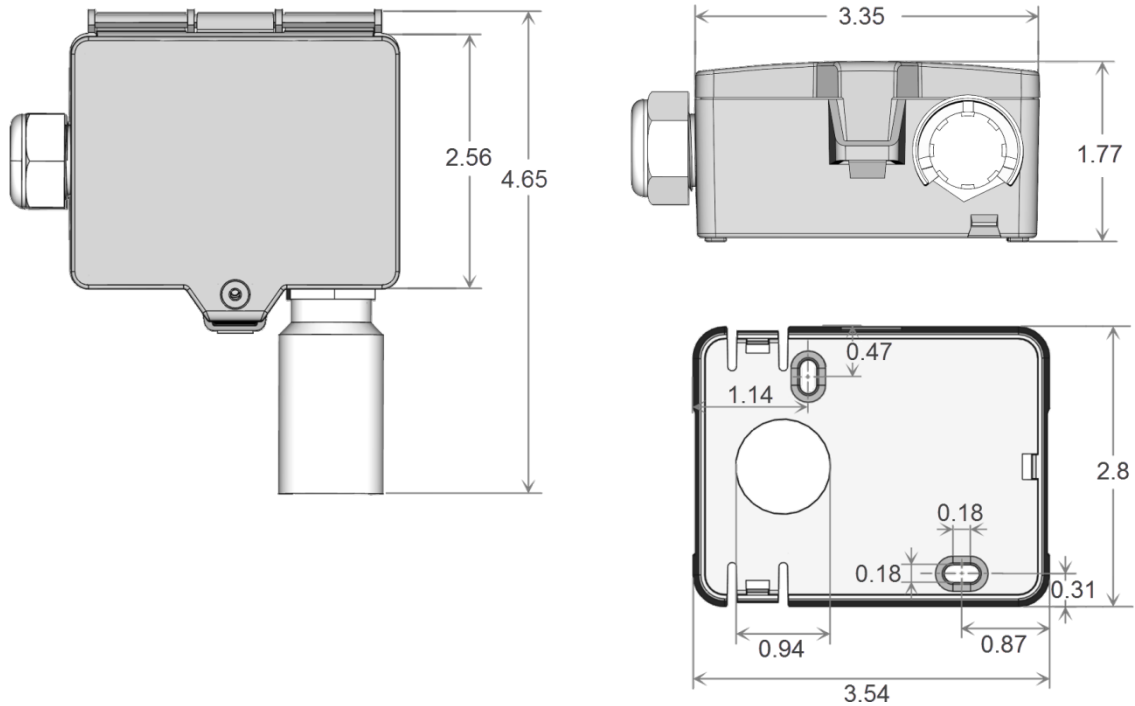
VV, VVS
2x 0..10 V | 0..5 V



AA, AAS
2x 4..20 mA



» DIMENSIONS (IN.)



» ACCESSORIES (INCLUDED IN DELIVERY)

Rain protection
 Mounting base
 Mounting kit universal
 • Cover screw + screw cover • 2 Rawlplugs • 2 Screws (countersunk head) • 2 Screws (rounded head)

Item No. 670715
 Item No. 631228
 Item No. 698511

» ACCESSORIES (OPTIONAL)

Cable entry M25 USE white, sealing insert 4x $\varnothing=0.28$ in. (4 pcs)
 Filter stainless steel, wire mesh
 Sealing insert M20 USE white, 2x $\varnothing=0.28$ in. (for 2 wire; PU 10 pieces)

Item No. 641364
 Item No. 231169
 Item No. 641333