

FTP+

Room pendulum sensor for relative humidity and temperature

thermokon[®]
HOME OF SENSOR TECHNOLOGY

Datasheet

Subject to technical alteration
Issue date: 5/20/2022 • A120



» APPLICATION

Room pendulum sensor for sectional measuring of relative humidity and temperature in large and high rooms (e.g. exhibition halls, gyms or similar). Alternatively to relative humidity, the output can be set to absolute humidity, enthalpy or dew point. The design allows for an optimal installation with precise measurements. Accuracy of the humidity sensor is 2%.

» TYPES AVAILABLE

Room pendulum sensor humidity + temperature – active 2x 0..10 V | 2x 4..20 mA

Device type	Output signal	
	2x 0..10V	2x 4..20 mA
Room pendulum sensor humidity + temperature L2000	FTP+ VV L2000	FTP+ AA L2000
Room pendulum sensor humidity + temperature L4000	FTP+ VV L4000	FTP+ AA L4000

» SECURITY ADVICE – CAUTION

The installation and assembly of electrical equipment should only be performed by authorized personnel.



The product should only be used for the intended application. Unauthorised modifications are prohibited! The product must not be used in relation with any equipment that in case of a failure may threaten, directly or indirectly, human health or life or result in danger to human beings, animals or assets. Ensure all power is disconnected before installing. Do not connect to live/operating equipment.

Please comply with

- Local laws, health & safety regulations, technical standards and regulations
- Condition of the device at the time of installation, to ensure safe installation
- This data sheet and installation manual

» NOTES ON DISPOSAL



As a component of a large-scale fixed installation, Thermokon products are intended to be used permanently as part of a building or a structure at a pre-defined and dedicated location, hence the Waste Electrical and Electronic Act (WEEE) is not applicable. However, most of the products may contain valuable materials that should be recycled and not disposed of as domestic waste. Please note the relevant regulations for local disposal.

» PRODUCT TESTING AND CERTIFICATION



Declaration of conformity

The declaration of conformity of the products are available on our website <https://www.thermokon.de/>.

» BUILD-UP OF SELF-HEATING BY ELECTRICAL DISSIPATIVE POWER

Sensors with electronic components always have a dissipative power, which affects the temperature measurement of the ambient air. The dissipation in active temperature sensors shows a linear increase with rising operating voltage. This dissipative power has to be considered when measuring temperature. In case of a fixed operating voltage ($\pm 0,2$ V) this is normally done by adding or reducing a constant offset value.

Thermokon transducers can be operated with variable operating voltages. The transducers are set at the factory with a reference operating voltage of 24 V =.

At this voltage, the expected measuring error of the output signal will be the least. Other operating voltages, can cause a measurement deviation changing power loss of the sensor electronics.

A recalibration can be carried out directly on the unit or via a software variable (app or bus).

Remark: Occurring draught leads to a better carrying-off of dissipative power at the sensor. Thus temporally limited fluctuations might occur upon temperature measurement.

» APPLICATION NOTICE FOR HUMIDITY SENSORS

At regular environmental condition, it is recommended to calibrate the sensor annually to check the compliance with the accuracy required in the application. The following conditions can damage the sensor element or lead in long term to loss of the specified accuracy:

- Mechanical stress
- Contamination (e.g. dust / fingerprints)
- Aggressive chemicals
- Ambient conditions (e.g. condensation on measuring element)



Do not touch the sensor elements!

Re-calibration or exchange of the sensor element are not subject of the general warranty.

» TECHNICAL DATA

Measuring values	temperature, humidity (humidity output configurable)			
Output voltage <i>(type-dependent)</i>	VV 2x 0..10 V or 0..5 V, configurable via Jumper, min. load 10 k Ω			
Output ampere <i>(type-dependent)</i>	AA 2x 4..20 mA, max. load 500 Ω			
Power supply <i>(type-dependent)</i>	VV 15..24 V = ($\pm 10\%$) or 24 V ~ ($\pm 10\%$) SELV		AA 15..24 V = ($\pm 10\%$) SELV	
Power consumption <i>(type-dependent)</i>	VV typ. 0,4 W (24 V =) 0,8 VA (24 V ~)		AA typ. 1 W (24 V =)	
Measuring range temp.	adjustable at the transducer: 0..+200 +40..+140 -40..+160 0..+100 °F, default setting: 0..+200 °F			
Measuring range humidity	rel. humidity 0..100% rH non-condensing	abs. humidity 0..50 0..80 g/m ³ , default setting: 0..50 g/m ³	enthalpy 0..85 KJ/kg	dew point +40..+140 0..+200 °F, default setting: +40..+140 °F
Accuracy temperature	$\pm 0,3$ K (typ. at 70 °F within default measuring range)			
Accuracy humidity	$\pm 2\%$ between 10..90% rH (typ. at 70 °F)			
Enclosure	enclosure USE-M, PC, pure white			
Protection	IP65 according to EN 60529			
Cable entry	Flextherm M20, for wire max. $\varnothing=0.18..0.35$ in., removable			
Connection electrical	removable plug-in terminal, max. 14AWG			
Pipe	PA6, with stainless steel weight, black, $\varnothing=0.79$ in., Length 8.27 in.			
Filter	stainless steel wire mesh			
Ambient condition	-4..+158 °F, short term condensation			

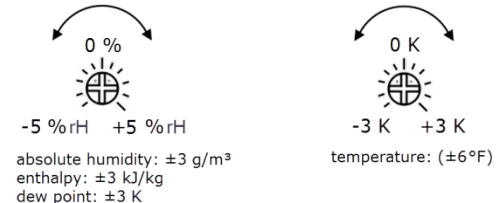
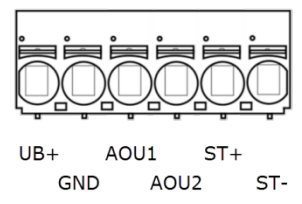
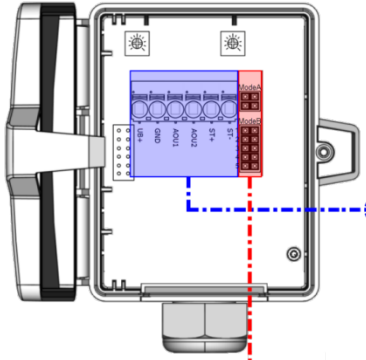
» CONNECTION PLAN AND CONFIGURATION

The adjustment of the measuring ranges is made by changing the jumpers in a de-energized state. The output value of the new measuring range is available after 2 seconds. *fig. (Measuring range and offset adjustment, default settings: 0 °F..+200 °F | 0 °F)*

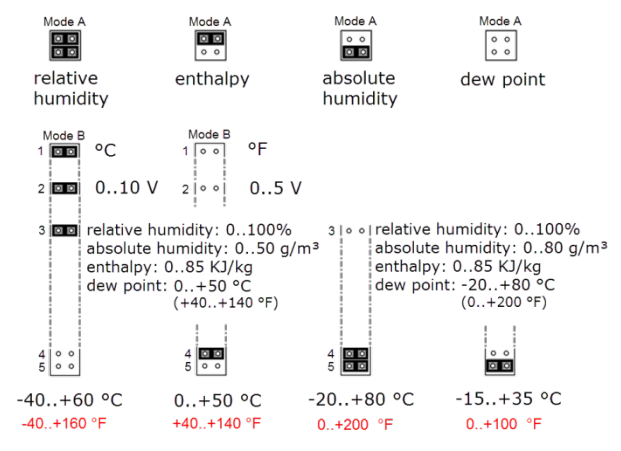
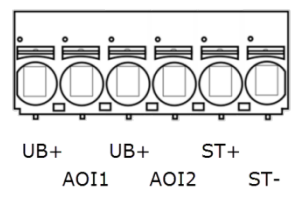
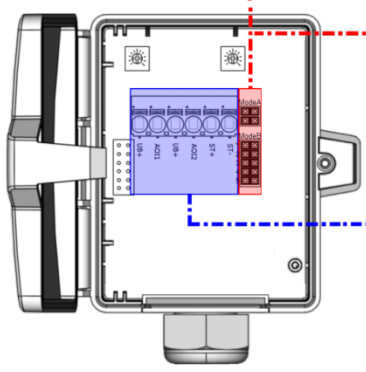
Note (type FTP+ AA)

When only using the temperature output, the humidity output must always be connected to mass/GND of the analog input module.

VV
2x 0..10 V | 0..5 V

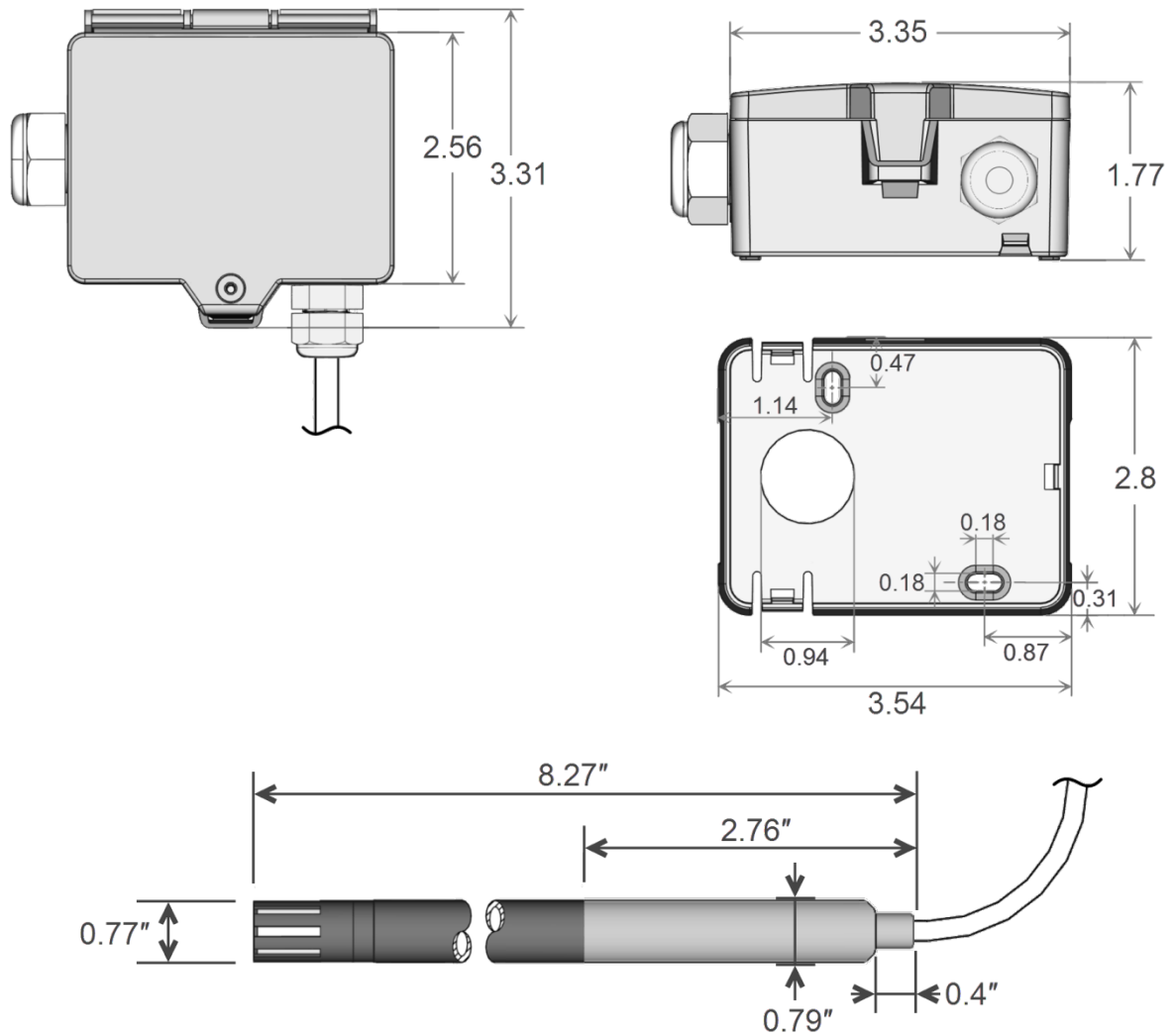


AA
2x 4..20 mA



AOI1 | AOI1: humidity
AOI2 | AOI2: temperature

» DIMENSIONS (IN.)



» ACCESSORIES (INCLUDED IN DELIVERY)

Mounting base
 Mounting kit universal
 • Cover screw + screw cover • 2 Rawlplugs • 2 Screws (countersunk head) • 2 Screws (rounded head)

Item No. 631228
 Item No. 698511

» ACCESSORIES (OPTIONAL)

Cable entry M25 USE white, sealing insert 4x Ø=0.28 in. (4 pcs)
 Filter stainless steel, wire mesh
 Sealing insert M20 USE white, 2x Ø=0.28 in. (for 2 wire; PU 10 pieces)

Item No. 641364
 Item No. 231169
 Item No. 641333