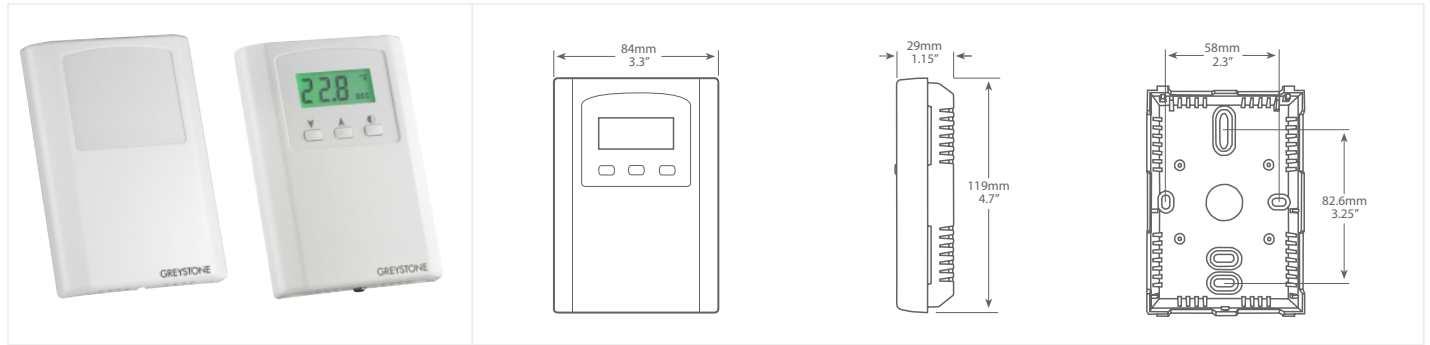




ROOM NETWORK TEMPERATURE AND HUMIDITY SENSOR



NTRC SERIES

PRODUCT DESCRIPTION

The NTRC Series Network features embedded BACnet® and Modbus communication and is available in several configurations for the most efficient monitoring and control solution. The basic unit accurately measures room temperature. Optional features include RH measurement, up/down setpoint control, a local override function, a control relay output, a fan speed switch and a digital input.

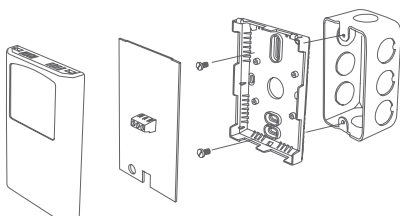
The device connects to an RS-485 MS/TP network to offer a single-point solution for control of indoor air quality and comfort. Features include a back-lit LCD and user menu for easy installation, field-proven sensors and user input controls to add local setpoint, override functions and a digital input at the same network point.

TYPICAL INSTALLATION

For complete installation and wiring details, please refer to the product installation instructions.

The NTRC series can be mounted directly to a single gang electrical box or directly to a wall. The backplate includes many mounting hole configurations to allow for mounting on a variety of electrical boxes.

The NTRC has a screw block terminal provided for connection to the Building Automation System.



SPECIFICATIONS

POWER SUPPLY	20-28 Vac/dc (non-isolated half-wave rectified)
CONSUMPTION	35 mA max @ 24 Vdc
PROTECTION CIRCUITRY	Reverse voltage protected, overvoltage protected
OPERATING CONDITIONS	0 to 55°C (32 to 131°F), 0-95 %RH non-condensing
STORAGE CONDITIONS	-20 to 70°C (-4 to 158°F)
SENSOR COVERAGE AREA	100 m ² (1000 ft ²) typical
ENCLOSURE	White ABS, IP30 (NEMA 1)
ENCLOSURE DIMENSIONS	84mm W x 119mm H x 29mm D (3.3" x 4.7" x 1.15")
WIRING CONNECTIONS	Screw terminal block (14 to 22 AWG)
COUNTRY OF ORIGIN	Canada
COMMUNICATION INTERFACE	Hardware: 2 wire RS-485 Software: Native BACnet® or Modbus MS/TP protocol, menu selectable Baud Rate: Locally set from 300 to 76800 MAC Address Range: BACnet® - 0-127 Modbus - 1-255 (Factory default is 2) (63 devices max on one daisy chain)
LCD DISPLAY	Resolution: 0.1, 0.5 or 1°C/°F selectable, 1 %RH Size: 38.1mm W x 16.5mm H (1.5" x 0.65"), 3 digit Backlight: Auto-dimming, enable/disable via jumper Viewed Values: Temperature Only, RH Only or alternating Temperature/RH (RH requires optional RH signal)
TEMPERATURE SIGNAL	Sensing Element: 10,000Ω thermistor, ±0.2°C (0.4°F) Range: 0 to 50°C (32 to 122°F)
OPTIONAL RH SIGNAL	Sensing Element: Thermistor polymer based capacitive Accuracy: ±2 %RH Range: 0 to 100 %RH, non-condensing Resolution: 1 %RH Hysteresis: ±3 %RH Response Time: 15 seconds typical Stability: ±1.2 %RH typical @ 50 %RH in 5 years
OPTIONAL SETPOINT CONTROL	User Interface: Front panel Up/Down buttons available via BACnet® or Modbus Setpoint Mode: Temperature (°C/°F) or RH, menu selectable (factory default is Temp & °C) Adjustable Setpoint Range: 10 to 50°C, 50 to 122°F or 10 to 85 %RH, menu selectable (factory default is 18 to 24°C) Minimum Span: 4°C/°F for 10 %RH Temperature Setpoint Resolution: 0.5° or 1°, menu selectable (factory default is 1°)
OPTIONAL OVERRIDE SWITCH	User Interface: Front panel button available via BACnet® or Modbus Override Status: Via BACnet® or Modbus "OCC" segment lights on LCD
OPTIONAL FANSPEED SWITCH	User Interface: Side panel, 5 position available via BACnet® or Modbus Indication: Off, Auto, Low, Mid, High switch position indication
OPTIONAL RELAY OUTPUT	Contact Ratings: Form A contact (N.O.), 2 Amps @ 140 Vac, 2 Amps @ 30 Vdc Relay Activation: Via BACnet® or Modbus
OPTIONAL DIGITAL INPUT	Input Type: Dry-contact only (relay contact), short to COMMON to activate



BACnet® COMMUNICATION

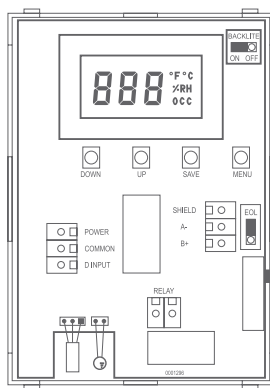
BACnet® is a data communication protocol for building automation and control networks. The sensor communicates on a standard 2-wire RS-485 MS/TP network designed to run at speeds from 9600 to 115200 baud over twisted pair wiring.

BACnet® is a registered trademark of ASHRAE. ASHRAE does not endorse, approve or test products for compliance with ASHRAE standards. Compliance of BACnet® listed products to the requirements of ASHRAE Standard 135 is the responsibility of BACnet® International (BI). BTL is a registered trademark of BI.

MODBUS COMMUNICATION

Modbus is a network protocol for industrial manufacturing environments. The sensor communicates on a standard Modbus network using the RTU (Remote Terminal Unit) transmission mode. The hardware interface is RS-485.

WIRING INFORMATION



TERMINAL	FUNCTION
PWR	24 Vdc
COM	Common
SHLD	Shield
B+	B+
A-	A-
N.O. Relay	Digital Output
	Digital Output

ORDERING

PRODUCT	NTRC	Room Network Sensor with BACnet® or Modbus Communications
LCD DISPLAY	N L	Concealed Viewable
CONFIGURATIONS	T RH	Temperature Only Temperature & Humidity
OPTIONS (MULTIPLE SELECTIONS CAN BE MADE, LEAVE BLANK IF NO OPTIONS REQUIRED)	P S F R D	Setpoint adjustment, 2 button up/down Momentary override switch - N.O. Fanspeed switch, 5 position Relay output Digital input

PART NUMBER

NTRC

NOTE: Greystone Energy Systems, Inc. reserves the right to make design modifications without prior notice.