



## RE7T

### Solo461 Heat detector tester kit

AlgoRex  
SIGMASYS  
Sinteso™  
Synova™  
Cerberus® PRO



- 
- **Heat detector tester kit composed of:**
    - 1 Heat detector tester
    - 2 batteries
    - 1 charger (incl. 12V connection cable)
    - 2 mains cables (110 / 120-220 / 240 VAC)
  - **Battery powered**
  - **Rapid activation**
  - **Lightweight and simple to use**
  - **Universal: suitable for use on most detectors**
  - **Detectors can also be tested in high rooms or at angles by using telescopic rods and adaptor.**



**Forbidden in electrical switching stations or areas where there is a danger of explosion!**

---

Comply with the operating instructions on the detector tester.



- Heat detector tester (1 piece): part of the kit
- Battery (2 pieces): part of the kit
- Charger (1 piece) : part of the kit
- Heat detector adaptor (accessory) for telescopic rods FDUM29x: must be ordered separately

### Procedure

---

The heat detector tester verifies the functionality of the heat detectors. The following describes the using of the heat detector tester.



- This detector tester contains a hot air generator. For the performance check, the tester is pushed over the detector. The hot air released heats the detector and so actuates an alarm.
- Connect battery to charger. Fast. Charge LED will illuminate
- When battery is fully charged, fast charge LED will extinguish.
- Trickle charge LED will illuminate.
- Insert a charged battery baton into the tool and pole.



- Position the latch and place over detector.



- Press the red switch to turn on. LED illuminates green. Flash at slow rate indicates normal Standby mode.

- Ensure the detector rests firmly on platform.  
The tool will automatically start testing when infrared beam in cup is broken. The green LED will flash faster. Hold in place until the alarm is activated. When the detector alarms, remove the cool from the detector. It will revert to standby mode (slow flashing green LED), and the internal blower will cool the heating element for a few seconds..
- After testing, switch off at red switch to preserve battery life.
- Connect charger to power outlet or lighter socket in vehicle using mains lead supplied or the umbilical DC connecting lead.
- Power LED will illuminate.

**Characteristics**

- yellow plastic tubes in light and robust execution (non-conductive material)
- plastic sockets and slide bearings provide for easy sliding of the tubes
- quick spring-type locking mechanisms and continuous length adjustment
- The tubes can be extended to their maximum length and are protected against further extension by a stop bolt.
- Further extension of the telescopic rods is not possible.

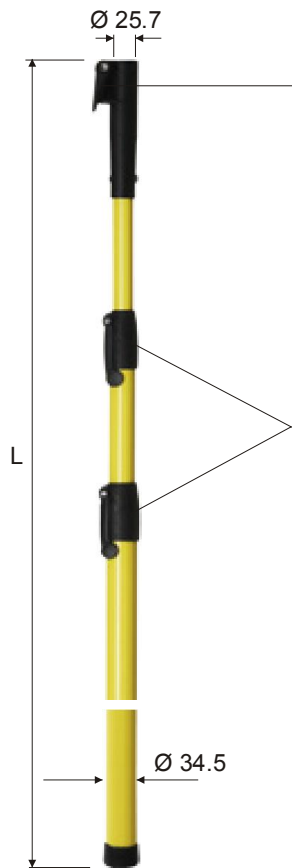
**FDUM291**

- light telescopic rod for all applications, for room heights up to 5.5 m
- latch catch for continuous length adjustment
- three-part telescopic with tri-oval tubes as practical grip
- distortion of the tubes is not possible
- weight 1.2 kg without attached tool

**FDUM292**

- long, robust telescopic rod for room heights up to 8 m
- handle catch for continuous length adjustment
- stable, four-part telescopic with round tubes
- weight 3.4 kg without attached tool

**FDUM291**



Handle catch

Latch catch

**FDUM291**

L= drawn in length 1.6 m  
L= drawn out length 4.2 m

**FDUM292**

L= drawn in length 2.1 m  
L= drawn out length 7.3 m


**FDUM292**




Beware of falling objects when working with a telescopic rod. Hardhat required.

## Technical data

RE7T	Recharge time	1 hour for each battery baton
	Power supply	Vehicle: 12 VDC; Main: 110 / 120-220 /240 VAC
	Humidity ( no condensation permitted)	≤95 %
	Operating / storage temperature	0... +35 °C / -25... +70 °C

	<b>RE7T-B1</b>	Detectortesters (No Climb Products Limited), Edison House, 163 Dixons Hill Road, Welham Green, Hertfordshire, AL9 7JE United Kingdom Technical data: see doc. <b>A6V10252901</b>
		RE7T-B1 Solo770 Battery for RE7T
		2014/30/EU (EMC): EN 55011 / EN 61000-4-2 / EN 61000-4-3 ; 2014/35/EU (LVD): EN 62133 ; 2011/65/EU (RoHS): EN 50581
		The EU Declaration of conformity (DOC), which is obtainable via Detectortesters (No Climb Products Limited)
		DoC No.: Solo 461 (Solo 460-770-727) New Framework EU Declaration of Conformity-M

	<b>RE7T-C1</b>	Detectortesters (No Climb Products Limited), Edison House, 163 Dixons Hill Road, Welham Green, Hertfordshire, AL9 7JE United Kingdom Technical data: see doc. <b>A6V10252901</b>
		RE7T-C1 Solo727 Charger for RET7.
		2014/30/EU (EMC): EN 55014-1 / EN 55014-2 ; EN 61000-3-2 / EN 61000-3-3 ; 2014/35/EU (LVD): EN 60335-1 / EN 60335-2-29 ; 2011/65/EU (RoHS): EN 50581
		The EU Declaration of conformity (DoC), which is obtainable via Detectortesters (No Climb Products Limited)
		DoC No.: Solo 461 (Solo 460-770-727) New Framework EU Declaration of Conformity-M

## Detectors

	Type	Designation
AlgoRex	DT1131, DT1131A, DOT1131, DOT1131A	Heat detector, Multisensor smoke detector
	DT1152 DT1152A, DOT1152, DOT1152A	Heat detector, Multisensor smoke detector
	DT1101A, DT1102A	Heat detector
MS7/9	D900, D901	Heat detector
	D921	Heat detector
	D716	Heat detector
Sinteso C-Line	FDT221, FDOOT221	Heat detector, Multisensor smoke detector
Sinteso S-Line	FDT241, FDOOT241-9	Heat detector, Neuronal detector
Synova	HI320C, HI322C	Heat detector
SIGMASYS	SDT2100	Heat detector
	BD857, BD957	Heat detector
	BM957, BM980	Heat detector
	SDT210	Heat detector
Cerberus PRO	OH720	Multisensor smoke detector
	HI720	Heat detector (static + diff.)
	HI722	Heat detector (static)

## Details for ordering

	Type	Part no.	Designation	Weight
<b>Detector tester</b>	RE7T	S54370-S3-A1	Solo461 Heat detector tester kit	2.800 kg
Accessory	RE7T-A	S54370-N4-A1	Solo719 Adaptor for FDUM29x	0.260 kg
Spare parts	RE7T-B1	S54370-N7-A1	Solo770 Battery for RE7T	1.090 kg
	RE7T-C1	S54370-N8-A1	Solo727 Charger for RE7T	1.210 kg
<b>Telescopic rods</b>	FDUM291	A5Q00004996	Telescopic rod three-part telescopic with tri-oval tubes (1.6 m / 4.2 m)	1.960 kg
Spare parts	–	A5Q00009787	Lever with screw and nut (Handle catch)	0.023 kg
	–	A5Q00009786	Adapter with lever, screw and nut incl. attachment and bushing screw	0.088 kg
	–	A5Q00009788	Small flap with screw and nut (Latch catch)	0.015 kg
	–	A5Q00009789	Large flap with screw and nut (Latch catch)	0.016 kg
	FDUM292	A5Q00004997	Telescopic rod four-part telescopic with round tubes (2.1 m / 7.3 m)	4.480 kg
Spare parts	–	A5Q00009787	Lever with screw and nut (Handle catch)	0.020 kg
	–	A5Q00009786	Adapter with lever, screw and nut incl. attachment and bushing screw	0.088 kg

Siemens Schweiz AG  
Building Technologies Division  
International Headquarters  
Fire Safety & Security Products  
Theilerstrasse 1a  
CH-6300 Zug  
Tel. +41 58 - 724 24 24  
[www.siemens.com/buildingtechnologies](http://www.siemens.com/buildingtechnologies)

©2009 Copyright by  
Siemens Schweiz AG

Data and design subject to change without notice.  
Supply subject to availability.