

STR600-STR614



Wall Modules

The STR is a series of wall modules optimised for public facilities such as office buildings, hotels, hospitals, schools and shopping malls. Their pleasant appearance and well-designed interface make them suitable for any contemporary building. They are easy to operate and install.

The STR600 series of wall mounted sensors are mainly designed for the Satchwell range of controllers. Each product provides a comprehensive selection of features including setpoint adjustments, LED indication, remote manual switching, and a variety of fan speed selection switches.

SPECIFICATIONS

Ambient Conditions

- Storage temperature -20 °C to +70 °C
(-4 °F to +158 °F)
- Operation temperature ±0 °C to +50 °C
(+32 °F to +122 °F)
- Humidity max. 90% non-condensing
relative humidity

Mechanical

- Enclosure material ABS/PC
- Enclosure rating IP 20/NEMA 1
- Dimensions see Fig. 1
- Weight 85g (0.19 lb.)

Agency Compliances

- Emission
CE EN 61000-6-3

- Immunity
CE EN 61000-6-1

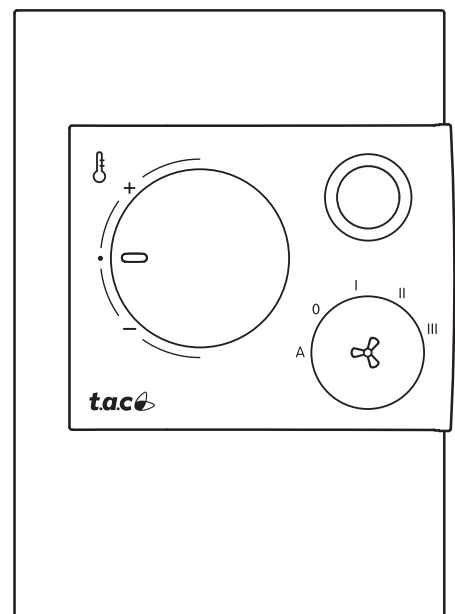
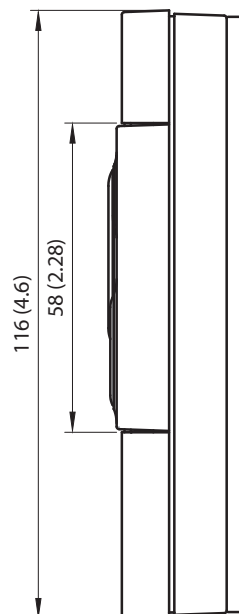
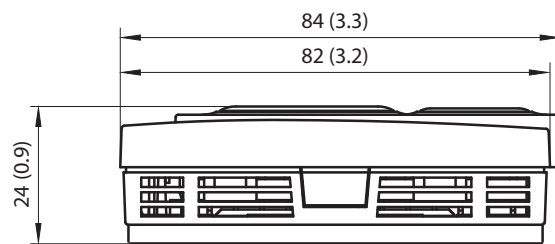
- Safety
CE EN 61010-1

- Sensor Data
Type see table on back page

Part Numbers

- STR600D 004604000
- STR600 004604100
- STR601 004604200
- STR602 004604300
- STR609 004604400
- STR610 004604500
- STR611 004604600
- STR612 004604700
- STR613 004604800
- STR614 004604900

DIMENSIONS mm (in)



FUNCTION

Fig. 2 shows an STR610. The other units may have less functionality.

Mode Indicator

A green LED is used on some models to indicate the mode of the controller.

Setpoint Wheel

A setpoint wheel is provided on some models for adjusting the temperature setpoint or offset.

Adjustment Range

Model	Range
STR602	10–35 °C (50–95 °F)
STR609	±3 °C (±5.4 °F)
STR610	±3 °C (±5.4 °F)
STR611	10–30 °C (50–86 °F)
STR612	10–30 °C (50–86 °F)
STR613	±3 °C (±5.4 °F)

Wiring

The units uses 2–7 wires for installation. The wiring is easily accessible thanks to the plug-in concept.

Cables

Twisted pair, unshielded. Min. cross-sectional area: 0.7 mm² (AWG-19). Max. distance: 30 m (100 ft).

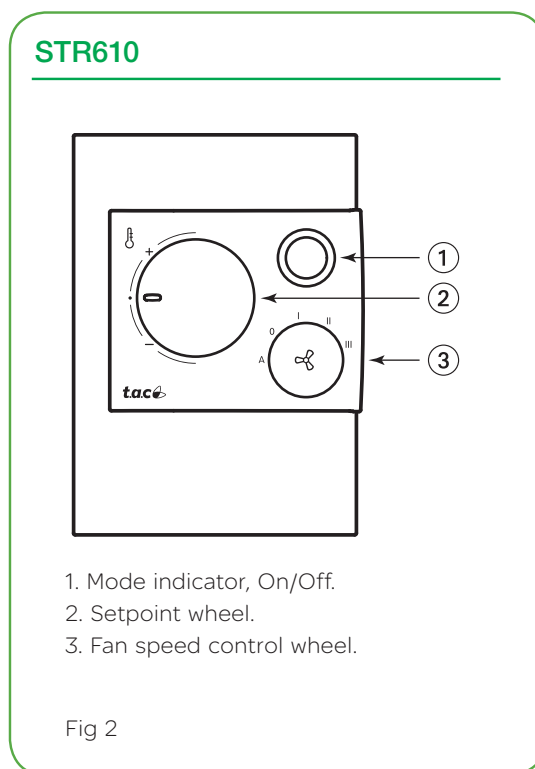
Mounting

The units can be mounted directly onto the wall or fitted onto a wide variety of back-boxes. The plug-in concept makes wiring quick and easy.

Maintenance

No maintenance is required for the wall module. If necessary, the wall module may be cleaned with a soft cloth.

STR Model	Temp. Sensor	Mode Indicator	Setpoint Offset Wheel	Fan Speed Control
600D	30 kΩ	—	—	—
600	10 kΩ	—	—	—
601	10 kΩ	Yes	—	—
602	10 kΩ	—	5 kΩ	—
609	10 kΩ	Yes	1 kΩ	Yes
610	10 kΩ	Yes	1 kΩ	Yes
611	10 kΩ	—	2.5 kΩ	—
612	10 kΩ	—	2.5 kΩ	—
613	10 kΩ	Yes	1 kΩ	—
614	3 kΩ	—	—	—



1. Mode indicator, On/Off.
2. Setpoint wheel.
3. Fan speed control wheel.

Fig 2

CONTROLLER/STR MODEL MATRIX

STR Model	Controller															
	DC1100	DC1100C	IAC600	CZU	SVT	CXT	CZT	CXR	CSC	KMC	IAC420/ 600	MMC	MN	BAS	Sigma	URC
600D	X	X	—	—	—	—	—	—	—	—	—	—	—	—	—	—
600	—	—	X	X	X	X	X	X	X	X	X	X	X	X	X	—
601	—	—	—	—	—	—	—	—	—	—	—	—	—	—	—	X
602	—	—	X	X	X	X	X	X	X	X	X	X	X	X	X	—
609	—	—	—	—	—	—	—	—	—	—	—	—	—	—	—	X
610	—	—	—	—	—	—	—	—	—	—	—	—	—	—	—	X
611	—	—	X	X	X	X	X	X	X	X	X	X	X	X	X	—
612	—	—	X	X	X	X	X	X	X	X	X	X	X	X	X	—
613	—	—	—	—	—	—	—	—	—	—	—	—	—	—	—	X
614	—	—	X	X	X	X	X	X	X	X	—	—	—	—	—	—

On October 1st, 2009, TAC became the Buildings Business of its parent company Schneider Electric. This document reflects the visual identity of Schneider Electric, however there remains references to TAC as a corporate brand in the body copy. As each document is updated, the body copy will be changed to reflect appropriate corporate brand changes. All brand names, trademarks and registered trademarks are the property of their respective owners.